

 **Strathmore**<sup>®</sup>  
**ESSENTIALS OF PRINTMAKING PAPER**

**MONOTYPE**

Image

Ink




PLEXIGLAS

Ink Position Surface of printing element  
Printing Mechanical or hand pressure. Printing element dry. Paper printed dry or damp.  
Paper Surface Strong to withstand pressure. Soft surface to print subtle details.  
Sizing Internal sizing. Little or no external sizing.  
Paper Type Strathmore 300, 400, 500 Printmaking

**LITHOGRAPHY**

Image

Ink



STONE OR METAL

Ink Position Surface of printing element  
Printing Mechanical pressure. Printing element damp. Paper printed dry.  
Paper Surface Strong to withstand pressure. Soft surface to print subtle details.  
Sizing Internal sizing. Little or no external sizing.  
Paper Type Strathmore 400, 500 Printmaking

**LETTERPRESS**

Image

Ink



ROLLER

Ink Position Surface of printing element  
Printing Soft mechanical pressure. Printing element dry. Paper printed dry.  
Paper Surface Great variation, but usually not too much texture and not too stiff.  
Sizing Internal sizing and external sizing  
Paper Type Strathmore 300, 400, 500 Printmaking Strathmore 300,400,500 Drawing  
Strathmore 400 Pastel, Strathmore 400 Artagain, Strathmore 500 Pure Paper Tints

**SILKSCREEN**

Image

Ink



SILK OR POLYESTER


Ink Position Surface of fabric mesh.  
Printing Hand pressure. Printing element dry. Paper printed dry.  
Paper Surface Stiff to somewhat soft. Usually smooth surface.  
Sizing Internal sizing and external sizing.  
Paper Type Strathmore 400, 500 Printmaking, Strathmore 300,400,500 Drawing  
Strathmore 300,400, 500 Bristol Smooth, Plate and Vellum, Strathmore 400 Mixed Media

 **Strathmore**<sup>®</sup>  
**ESSENTIALS OF PRINTMAKING PAPER**

**INTAGLIO**

Image

Ink



METAL

Ink Position Below surface of printing element  
Printing Mechanical pressure. Printing element dry. Paper printed damp.  
Paper Surface Strong to withstand pressure. Soft surface to print below surface of printing element.  
Sizing Internal sizing. Little or no external sizing.  
Paper Type Strathmore 400 Series, Strathmore 500 Series

**WOODCUT & LINO CUT**

Image

Ink




WOOD & LINOLEUM

Ink Position Surface of printing element.  
Printing Mechanical or hand pressure. Printing element dry. Paper printed dry or damp.  
Paper Surface Strong to withstand pressure. Soft surface to print full with crisp edges.  
Sizing Woodcut: Internal sizing. Little or no external sizing.  
Linocut: Internal sizing. Little or no external sizing OR internal and external sizing.  
Paper Type Strathmore 300, 400, 500 Series  
Strathmore 300,400,500 Drawing – Linocut  
Strathmore 400 Pastel, 400 Artagain, 500 Pure Paper Tints - Linocut

**COLLAGRAPH**

Image

Ink



MASONITE OR MATBOARD

Ink Position Below surface and on surface of printing element.  
Printing Mechanical or hand pressure. Printing element dry. Paper printed damp.  
Paper Surface Strong to withstand pressure. Soft to print below and on surface of printing element.  
Sizing Internal sizing. Little or no external sizing.  
Paper Type Strathmore 400 Series, Strathmore 500 Series  
Strathmore 400 Heavyweight Drawing